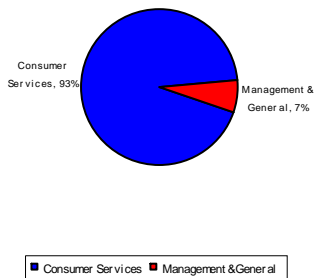
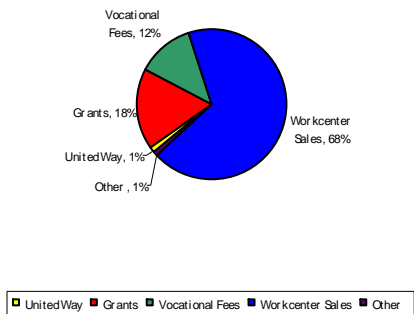


# FINANCIAL REPORT

## 2009 - 2010 Expenses



## 2009 - 2010 Revenue Sources



## Total Wages Paid to Individuals with Disabilities 2009 - 2010

**\$1,721,694**

# 2010 BOARD OF DIRECTORS

**ADMINISTRATOR**  
J. Phillip Raley

**CHAMBERS COUNTY**  
Patti Barnes

**OFFICERS**  
Temple Anderson  
CHAIRMAN  
Jason Lazenby  
VICE CHAIRMAN  
Phyllis Horace  
SECRETARY  
Jeff Hilyer  
TREASURER

**LEE COUNTY**  
Kenneth Burton  
Bubba Dean  
Bill Garrett  
Brian Henderson  
Tom Hunt  
Steve Nutter  
Lorna Roberts  
Ira Silberman  
Bill Trant

**MEDICAL DIRECTOR**  
Mike Lisenby

**TALLAPOOSA COUNTY**  
Marvin Wagoner



Member Agency of the  
United Way of Lee County


*The Achievement Center - Easter Seals' services are rendered regardless of age, race, color, religion, creed, gender, national origin, or disability. Achievement Center - Easter Seals is an equal opportunity employer.*

Phone: 334.745.3501

# ACHIEVEMENT CENTER - EASTER SEALS

510 W THOMASON CIRCLE  
OPELIKA, ALABAMA 36801  
[www.achievement-center.org](http://www.achievement-center.org)

# 2010 ANNUAL REPORT



*Creating Solutions,  
Changing Lives.*

Tel. 334.745.3501

## PROGRAM SERVICES REPORT

### VR SERVED BY DISABILITY

• ADD	6
• Autism	2
• Deaf/Hearing Impaired	1
• Developmental Delays	31
• Dual Diagnosis (AOD/MI)	12
• Mental Retardation	79
• Physical Disabilities	85
• Psychological Disorders	
Mental Illness	55
• Speech Impairment	2
• Substance Abuse or	
Other Addictions	25
• Visual Impairments	7

**TOTAL VR SERVED 305**

### VR LIST OF SERVICES PROVIDED

Job Development	Job Coaching
Job Retention	OJT Training
Community Based Training	Transportation
Life Skills Development	Job Readiness
Adult Education	Computer Skills
Driver's Ed	Cashiering
Food Service Training	
Janitorial Training	
Landscaping/Ground Maintenance	
Production Training	
Reception Training	
Evaluation I, II & Extended	
Certified Nurse Aide Class	
Vocational Training	

## PROGRAM SERVICES REPORT

### COMBINED TOTAL - ALL PROGRAMS

#### SERVED BY COUNTY

• Chambers	65
• Lee	194
• Macon	33
• Russell	57
• Tallapoosa	80
• Bullock	1
• Clay	5
• Talladega	39
• Randolph	12
• Coosa	3

#### SERVED BY PROGRAM

• Vocational Rehab	305
• SCSEP	113
• SCSEP Recovery Act	28
• Working Solutions	34
• Certified Nurse Aide	9

#### SERVED BY ETHNICITY

• African American	302
• Asian American	2
• Caucasian	183
• Hispanic	2

## PROGRAM SERVICES REPORT

### SERVED BY GENDER

• Male	224
• Female	265

### SERVED BY AGE

• Ages 0 - 17	18
• Ages 18- 64	402
• Ages 65+	69

*Other Statistics:*

Supported Employment Served 42

## WORK CENTER SERVICE REPORT

### TOTAL SERVED BY COUNTY

• Chambers	8
• Lee	21
• Macon	1
• Russell	5
• Tallapoosa	5

**TOTAL SERVED 40**

*Other Statistics:*

• Competitive Employment	1
• Avg # Sheltered Slots	34
• Avg Eval/Training Slots	7
• Avg Wage WC Employee	\$7.86